



## PS Plus 3 – North East

Marek Musiol  
Lead Research Statistician  
PS Plus  
Marek.Musiol@hmps.gsi.gov.uk

Adam Bennett  
Statistics Officer  
PS Plus  
Adam.Bennett@hmps.gsi.gov.uk

Lucy Pendlebury  
Statistics Officer  
PS Plus  
Lucy.Pendlebury@hmps.gsi.gov.uk



**NOMS** National Offender  
Management Service  
Working together to reduce re-offending

Contents

Introduction

Introduction.....	Page 2
Section 1 – Demographics	
Geographic Distribution.....	Page 3
Reasons for Leaving the Project.....	Page 4
Diversity.....	Page 5
Assessed Needs.....	Page 7
Risk.....	Page 9
Offences.....	Page 10
Motivation.....	Page 11
Section 2 – Assistance Received	
Soft Outcomes - Summary.....	Page 12
Soft Outcomes - Qualifications.....	Page 13
Hard ETE Outcomes.....	Page 14
All Outcomes - Summary.....	Page 15

This report has been compiled to give information about beneficiaries in PS Plus 3 prisons who intend to live in North East England on release and beneficiaries on probation in Northumbria. The report contains information about beneficiaries on all three PS Plus 3 projects: PS3, LINK and Inclusion.

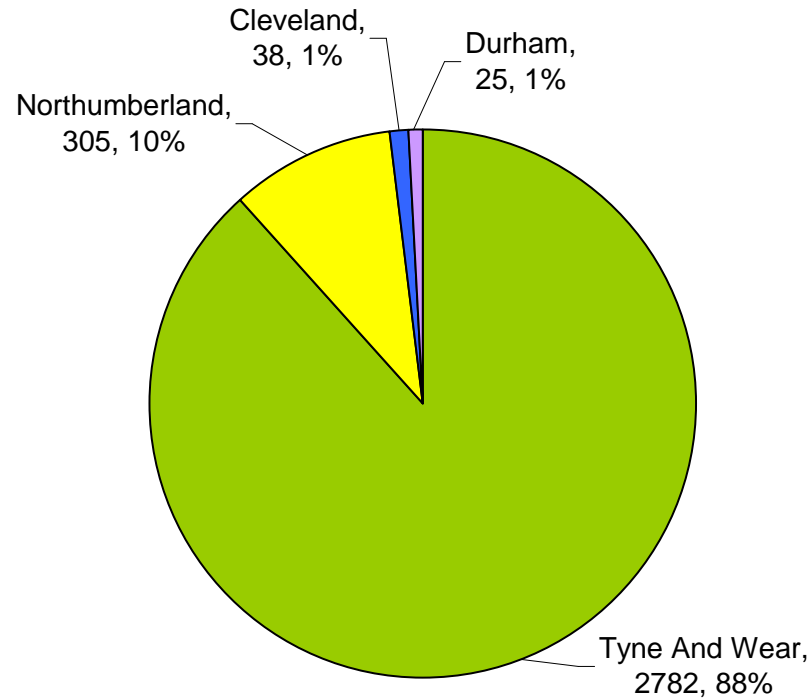
The PS Plus project ran in Northumbria probation from April 2006 to June 2008, in HMP Risley from January 2007 to December 2007, and in all other PS3 and LINK prisons from April 2007 to June 2008.

During this time, **3150** beneficiaries who live or intended to live in the North East on release were worked with. 18% of beneficiaries started at HMP/YOI Askham Grange and 6% of beneficiaries started at HMP Haverigg intended to live in the North East on release.

This report will show the background of the beneficiaries worked with on the project (section 1), followed by the intervention given and outcomes gained from PS Plus 3 intervention (section 2).

Information in the report has been obtained from the PS Plus developed CATS database (Case Assessment and Tracking System).

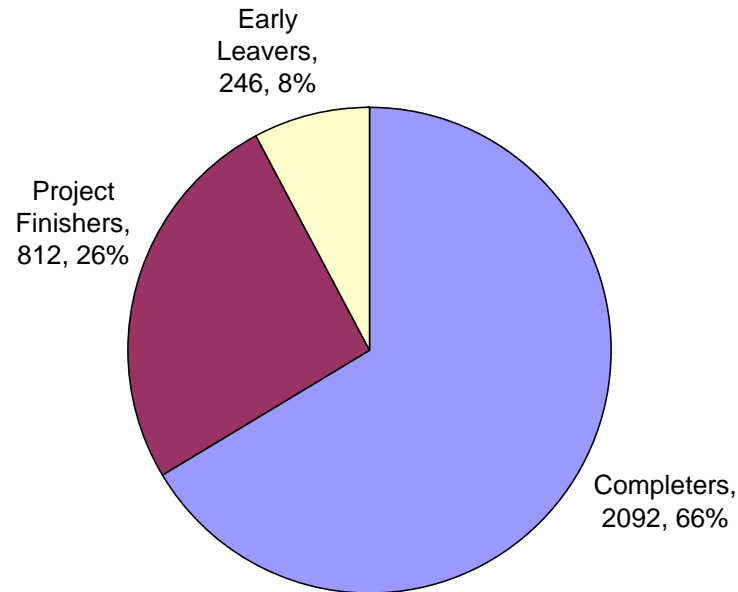
### Geographic Distribution



Breakdown of where beneficiaries intend to live upon completing their sentence

- Approximately 88% (2782) of North East beneficiaries live or intend to live in Tyne and Wear upon release.
- A further 10% (305) were due to live in Northumbria.

## Reasons for Leaving the Project



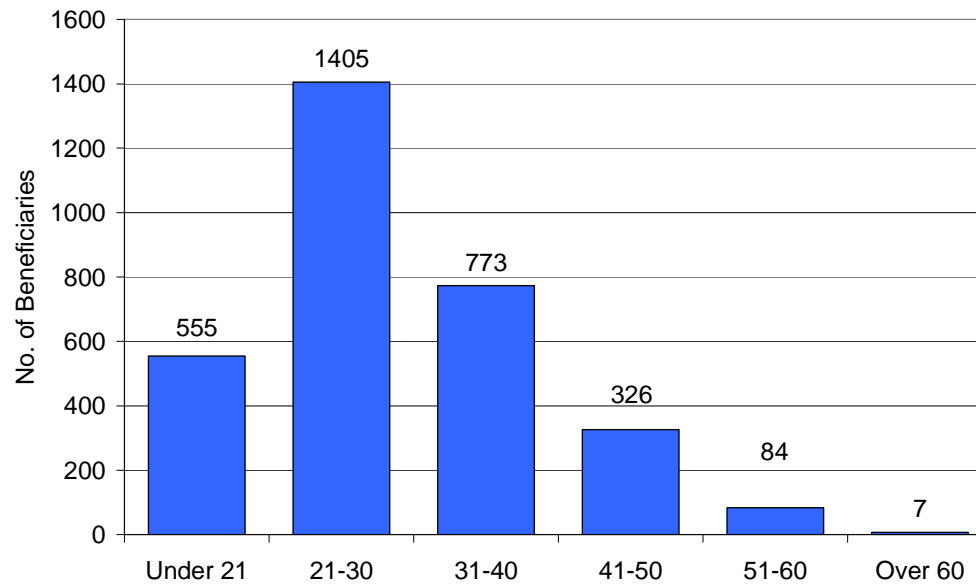
<u>Reason for leaving early</u>	<u>No. bens</u>
Decided not to continue on Project	59
Given Custodial Sentence/Recalled to Custody (probation only)	32
Transferred to Non PS Plus Establishment/Probation Area	32
Absconded (prison only)	3
Other	120
<b><u>Total</u></b>	<b><u>246</u></b>

How beneficiaries left the project

- 66% (2092) of North East beneficiaries were *completers* – they left PS Plus when their sentence expired.
- 26% (812) of North East beneficiaries on PS Plus 3 were *project finishers* – these beneficiaries completed the project before their release from prison or probation, due to the closure of PS Plus.
- A further 8% (246) of beneficiaries were *early leavers*. The most common reason for leaving the project early was that beneficiaries decided not to continue on the project.

Reasons for leaving the project early

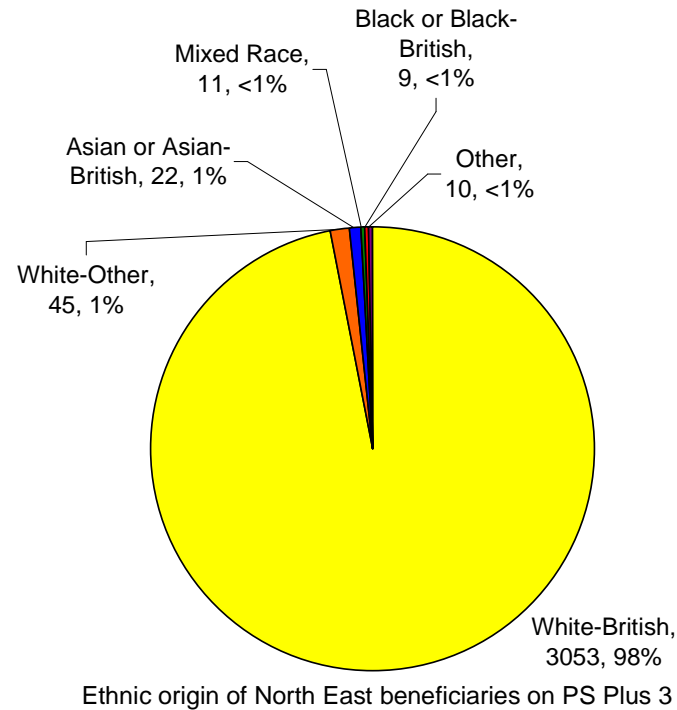
### Diversity: Age & Gender



Age groups of North East beneficiaries worked with on PS Plus 3

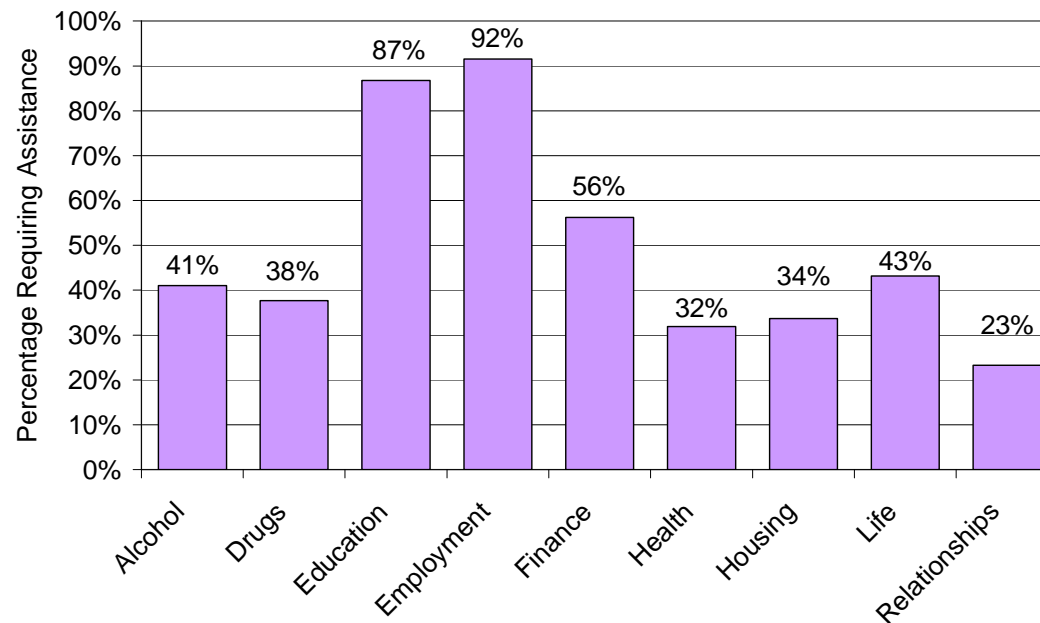
- The average (mean) age of PS Plus beneficiaries on starting the project was 29 years 3 months.
- The most common age group is 21-30, accounting for 45% of North East beneficiaries.
- 555 of the North East beneficiaries worked with on PS Plus 3 were under 21 on starting the project, and 7 beneficiaries were over 60.
- 15% (485) and 85% (2665) of the beneficiaries were female and male respectively.

### Diversity: Ethnic Origin and Nationality



- 98% (3053) of North East beneficiaries on PS Plus 3 were White-British. Ethnic minorities accounted for 2% of the population.
- 99% (3116) of North East beneficiaries were from the United Kingdom. PS Plus worked with 33 beneficiaries from outside the United Kingdom and of these, 25 were from outside of the EU. The nationality of one North East beneficiary is unknown.

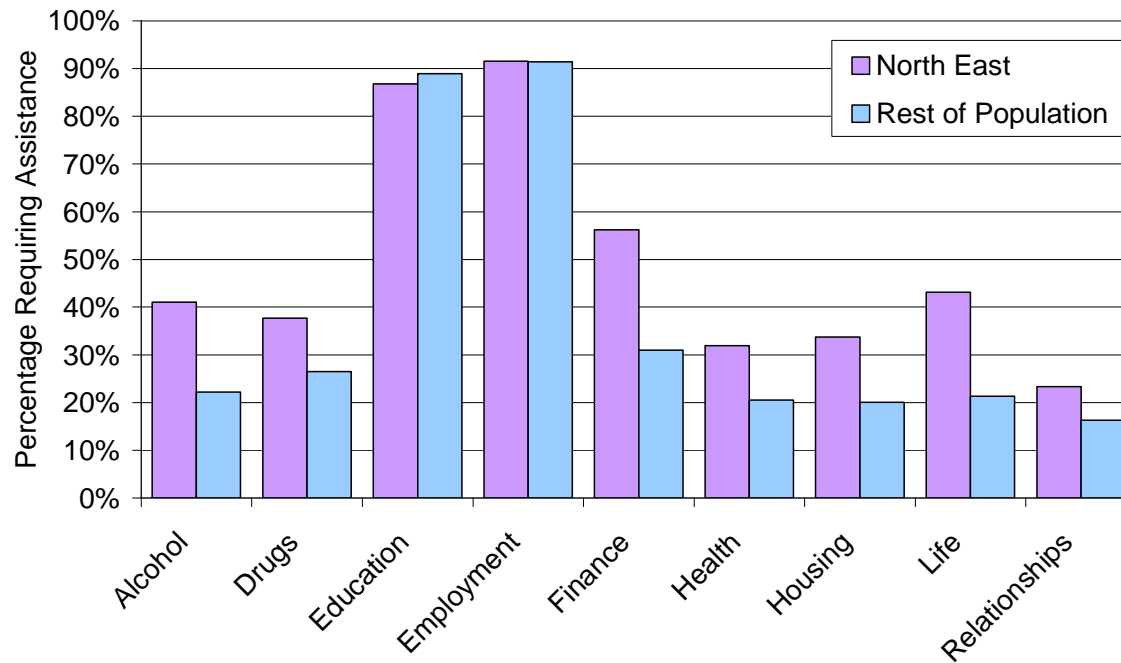
### Assessed Needs



Needs of London beneficiaries according to assessments

- Every beneficiary needed help with either employment or education. 2883 (92%) beneficiaries needed help with employment and 2733 (87%) beneficiaries required assistance with education issues.
- 34% (1062) of beneficiaries needed help with housing, and three were identified as having no fixed abode. 32% (1005) of beneficiaries needed help with health issues, and 213 (7%) beneficiaries considered themselves disabled.
- 1958 beneficiaries identified a need for help with either drugs or alcohol, which accounted for 62% of the total.

### Assessed Needs – Comparison with the rest of PS Plus 3

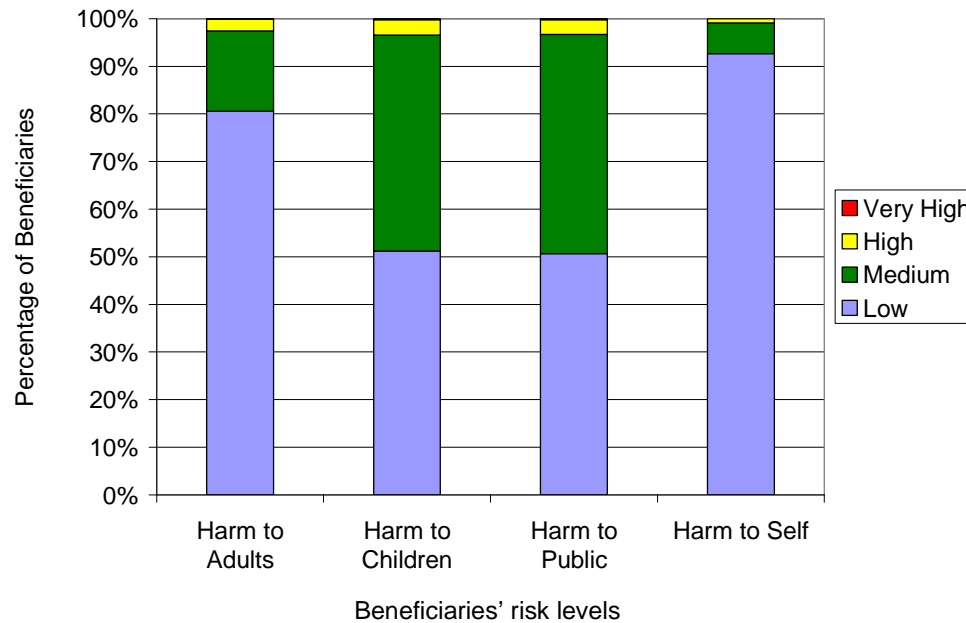


Needs of North East beneficiaries compared to the rest of the PS Plus 3 population.

- Statistical analysis shows that North East beneficiaries were significantly *more* likely to have problems with alcohol, drugs, finance, health, life and relationship issues than the rest of the PS Plus 3 population.
- Analysis shows that North East beneficiaries were *less* likely to have problems with education issues than the rest of the PS Plus 3 population.

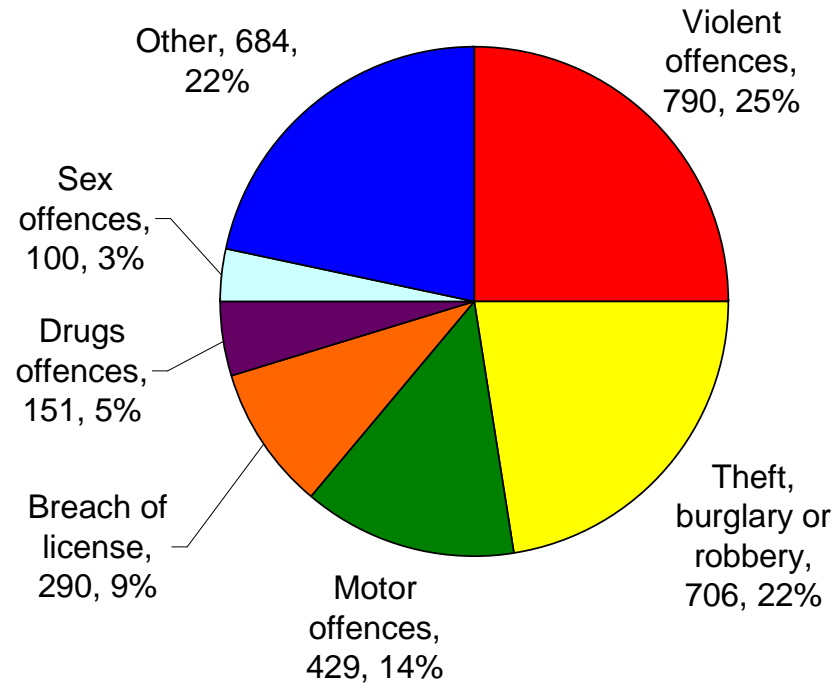


### Risk



- For risk of harm to adults, children and the public, approximately 4% of beneficiaries' risk was unknown. For risk of harm to self, approximately 6% of beneficiaries' risk was unknown.
- Where known, approximately 1-3% were classed as high or very high risk in each category.
- Where known, 81% and 93% of prisoners were classed as low risk of harm towards adults and themselves respectively. Where risk was known, 51% of beneficiaries were classed as low risk to children and the public.

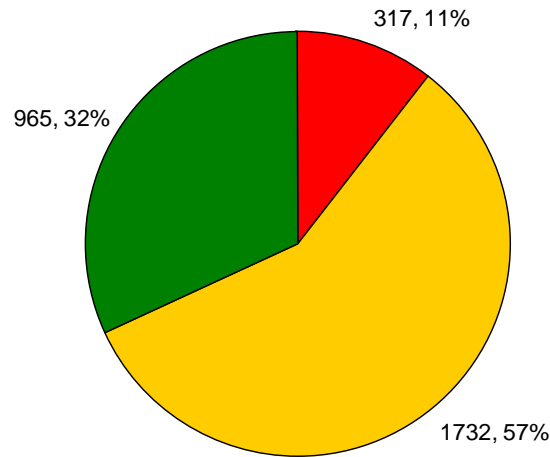
### Offences



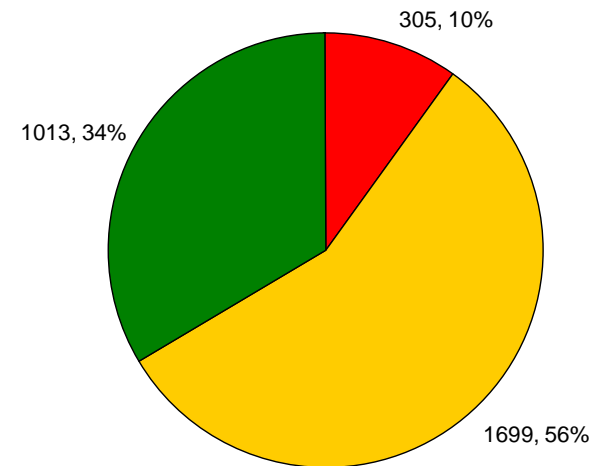
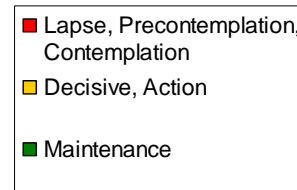
Offences committed by PS Plus beneficiaries

- The most common type of offence committed by North East beneficiaries was violent offences (25%) followed by theft, violent or robbery offences (22%).
- 429 (14%) of beneficiaries had committed motoring offences.

### Motivation



Beneficiaries' Starting Motivation



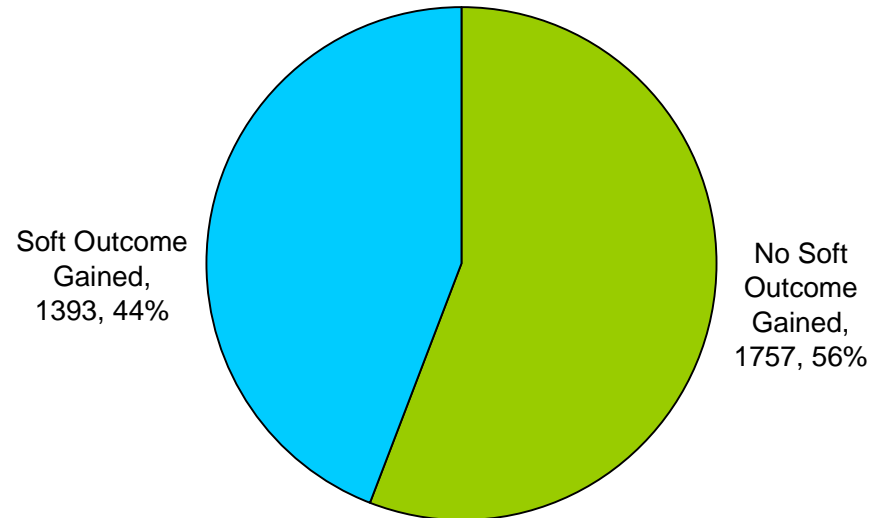
Beneficiaries' Finishing Motivation

- The proportion of beneficiaries whose motivation (where known) was lapse, pre-contemplation or contemplation decreased from 11% to 10%.
- 48 more beneficiaries had a motivation level of maintenance when beneficiaries' finishing motivation was calculated.
- Approximately 130 beneficiaries had no motivation levels recorded.

## Soft Outcomes - Summary

<u>Outcome</u>	<u>No. bens</u>
IAG Assistance	1316
Advice On Disclosure	1138
Non-NVQs Gained	309
FE College Interview	273
Basic Skills	235
CV Assisted	190
Job Club	102
Job Preparation	82
Other Programme	80
Accessed Beneficiary Fund	72
Other Motivational Programme	70
Financial Literacy	22
Job Interview	18
NVQs Gained	18
Other	57
<b>Total</b>	<b>3982</b>

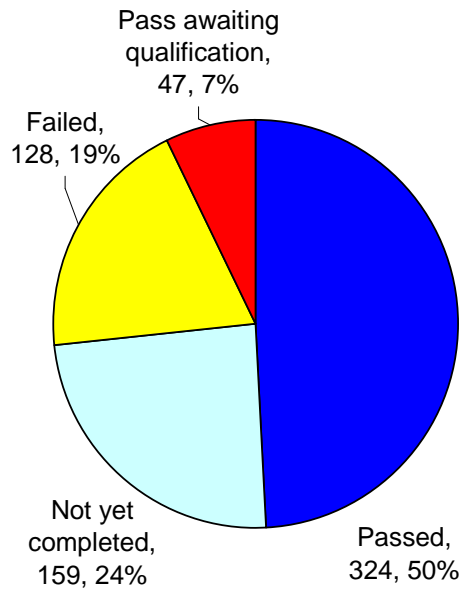
Soft outcomes gained by beneficiaries



Percentage gaining a soft outcome

- 3982 soft outcomes were achieved by the 3150 North East beneficiaries on PS Plus 3.
- 44% (1393) of North East beneficiaries achieved at least one soft outcome whilst on PS Plus 3.
- 43% (1364) beneficiaries received advice or guidance. 44% (1392) received help with employment and 38% (1207) received help with education.

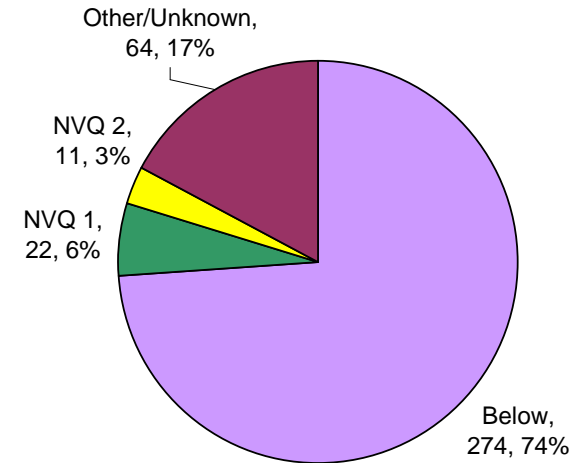
## Soft Outcomes – Qualifications



Exams passed by beneficiaries

<u>Subject passed</u>	<u>No. subjects</u>
Adult Literacy	125
Adult Numeracy	116
Employability Skills Programme	60
Health and Safety	15
IT/ECDL	6
Sport, Gym, Fitness	5
Manual Handling	5
Beauty	4
Bricklaying	4
First Aid	4
Plastering	4
Street Works	4
Fork Lift Truck Training	3
Plumbing	3
Other	13
<b>Total</b>	<b>371</b>

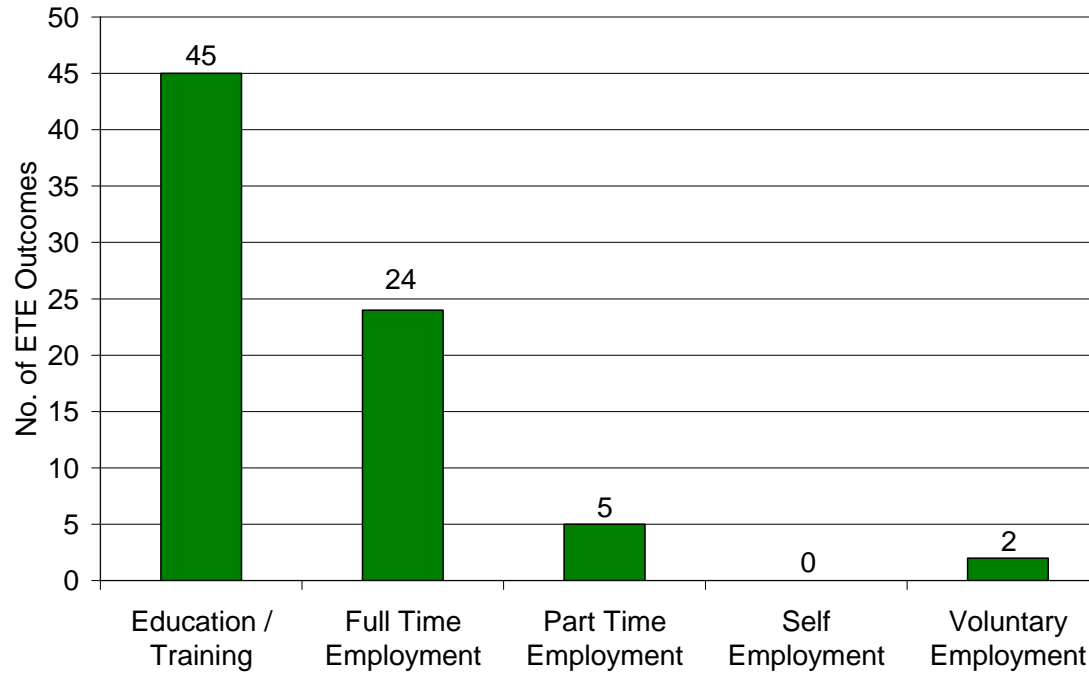
Subjects passed by beneficiaries



NVQs gained by beneficiaries

- 371 (56%) of exams taken by North East PS Plus beneficiaries were passed, with a further 159 yet to be completed by the end of the project. 128 exams were failed.
- PS Plus beneficiaries completed courses in a wide range of subjects, from first aid to plumbing. 241 adult numeracy and literacy courses and 60 employability skills programme courses were passed.
- 33 NVQs (level 1 and above) were passed by North East PS Plus beneficiaries.

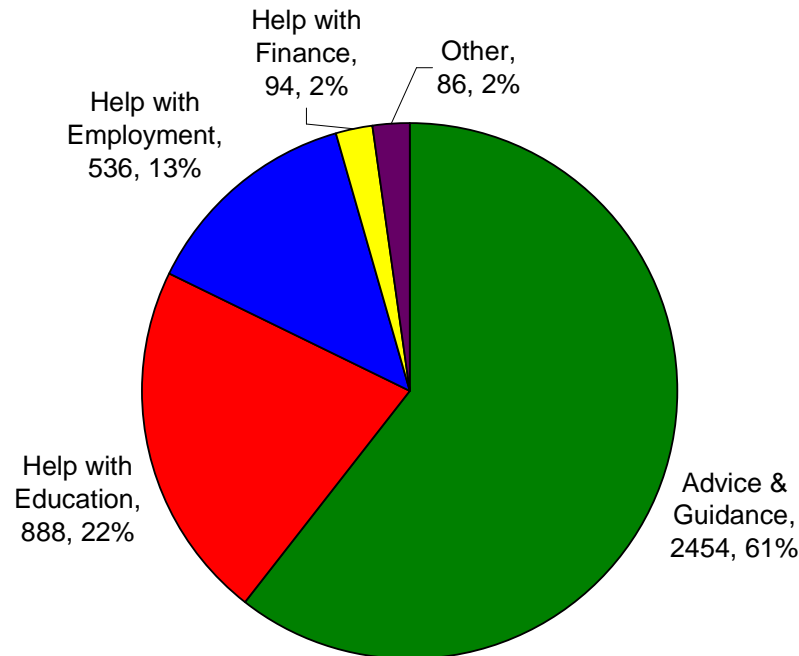
### Hard ETE Outcomes



ESF Hard ETE outcomes achieved by beneficiaries

- 76 hard outcomes were achieved where sufficient evidence existed for ESF auditing purposes.
- North East beneficiaries on the PS Plus 3 project achieved 45 education/training outcomes and 31 employment outcomes.

### All Outcomes - Summary



Summary of All Outcomes Gained by North East beneficiaries on PS Plus 3

- In total, 4058 outcomes were achieved by North East PS Plus 3 beneficiaries.
- 44% (1396) received at least one outcome while on the PS Plus project.
- 13% (536) of these outcomes have helped improve beneficiaries' employability, from writing CVs to gaining full-time employment.
- 94 finance outcomes and 12 housing outcomes were gained by North East beneficiaries.